

TS230HLB/TS230HLRB



Residential LPG/PNG/CNG Gas Leak Detector

Product Description

- TrueSafe residential gas leak detector is suitable for home, bungalows.
- Safety of residential kitchens is of prime importance.
- It detects LPG/PNG gas leakage & warns before the gas density in air reaches to unwanted levels.
- wall mounted unit is compact and designed for low cost domestic applications



Application

- Residential kitchens
- Bungalows

USPs:

- Make in India product
- Gas + Heat detection
- CE certified
- Unique patent design
- Auto resettable

Product Features:

- LPG detector detects when LPG concentration exceeds about 10 %-15 % of LEL
- TrueSafe detector has unique patented enclosure design
- Microprocessor based design for accurate & quick detection
- PFC for remote signalling & control
- Long life, simple installation & maintenance.



Vighnaharta Technologies Pvt. Ltd.
(formerly known as Realty Automation and Security Systems Pvt. Ltd)
www.vigh www.Vighnaharta.in

TS230HLB/TS230HLRB



Vighnaharta™

Residential LPG/PNG/CNG Gas Leak Detector

Technical Specifications

General specifications	
Detection method	Natural diffusion
Gases detected	LPG/PNG/CNG
Sensor type	Semiconductor
Sensor life span	2-3 years
Display	Analog
Accuracy	
Response time	Less than 2 second
Warm-up Period	When TrueSafe is powered ON, it enters in the warm-up period for approximately one minute. Gas leak and Heat LED flashes rapidly and simultaneously during warm-up period.
Electrical specifications	
Power supply	230 V, AC 50 Hz
Power consumption	0.6 W (at+10V) to 2 W (at +32 V)
Cable	
Detection distance	3-4 meter in radius
Environmental specifications	
Operating temperature	-10 ⁰ to +55 ⁰ C
Storage temperature	-10 ⁰ to +60 ⁰ C
Humidity	0 to 95% Rh
Mechanical specifications	
Protection class	ABS
Cabinet material	Polycarbonate
Cable entry	Not required
Dimensions	111 x 90 x 40 mm (H x W x D)
Mounting	Wall mounting/ Stand mounting
Weight	Approx. 250 g
LED indications and output signal	
LED indications	Gas leak detection <ul style="list-style-type: none">• Gas: Red LED• Heat: Yellow LED Heat detection <ul style="list-style-type: none">• Power: Red LED• Heat: Yellow LED
Output	PFC relay contact NO/NC, & valve output (optional), RS-485 (optional)



Vighnaharta™

Vighnaharta Technologies Pvt. Ltd.
(formally known as Realty Automation and Security Systems Pvt. Ltd)
www.vigh www.Vighnaharta.in

Automation | Safety | Security | Surveillance

TS230HLB/TS230HLRB

Residential LPG/PNG/CNG Gas Leak Detector



Accessories with unit	
<ul style="list-style-type: none">• TS230HLB/TS230HLRB unit with power cord• Mounting screws and plug• User manual	
Certifications	
CE certifications	
Warranty	
12 Months against manufacturing defects only.	

Models and variants	
TS230HLB, TS230HLRB, TS230HLBV, TS230HLRBV	
Abbreviations	
TS230HLB/TS230HLRB	TS-TrueSafe, 230-Operated on 230V AC, H-Home, L-LPG Gas, R- PFC Relay NO/NC, B-Buzzer

Installation Procedure:

Fig1: For LPG detection

Note: LPG is heavier than air. It has tendency to settle down. Hence, when you are using LPG cylinder, TrueSafe must be installed at 30cm height from the floor.

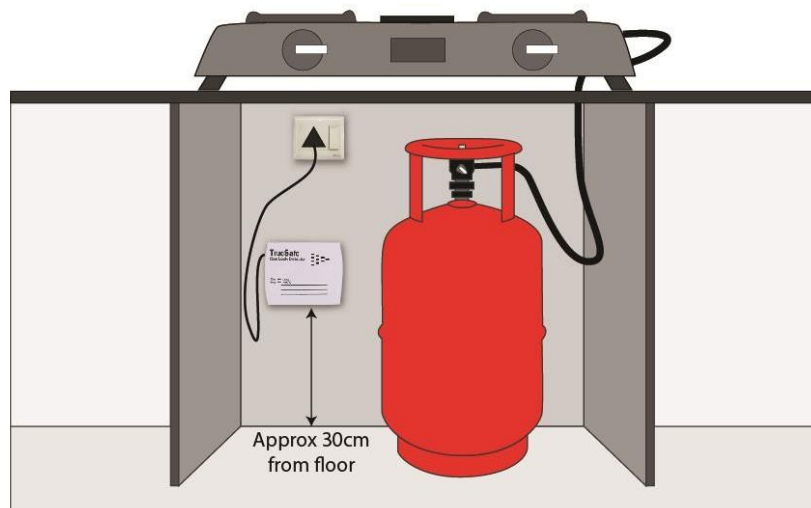


Fig 1



Vignaharta Technologies Pvt. Ltd.
(formally known as Realty Automation and Security Systems Pvt. Ltd.)
www.vigh www.Vignaharta.in

Automation | Safety | Security | Surveillance

Residential LPG/PNG/CNG Gas Leak Detector

Fig 2: For CNG/PNG detection

Note: Natural gas (LNG/PNG/CNG) is lighter than air. Hence when you are using it, TrueSafe must be installed 30cm below the ceiling

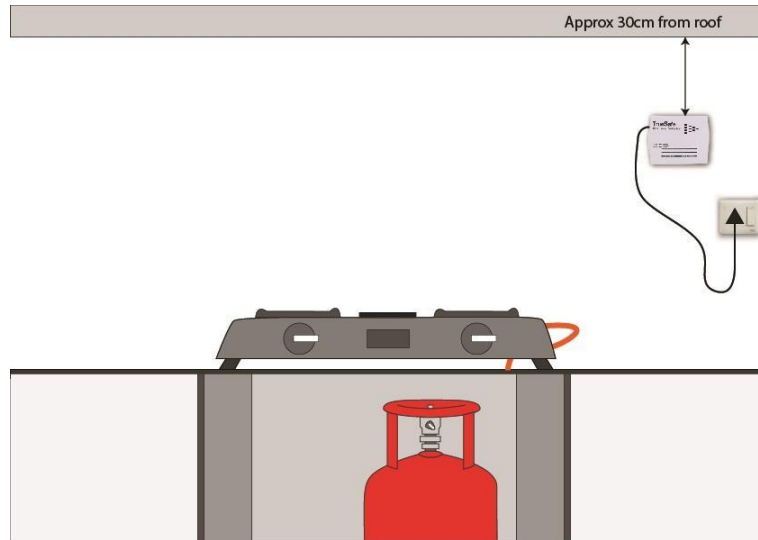


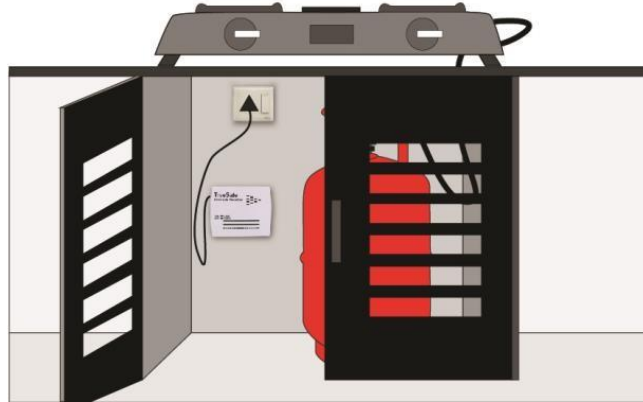
Fig 2

1. It can be mounted on the front door of kitchen cabinet of the LPG Cylinder. This will enable detection of gas leak from the cylinder as well as the gas stove.



Residential LPG/PNG/CNG Gas Leak Detector

2. If it is mounted behind gas cylinder, the cabinet for the gas must have grills to detect gas leak from the gas stove also. Please refer the following diagram



4. Locations to be avoided for installing TrueSafe

- Very near to exhaust fan.
- By the side of a door or window.
- In an enclosed space: Many times, LPG detector is mounted on the wall, behind the LPG cylinder, under the kitchen platform with the door without grill. This creates confined space around the detector and cylinder, regulator and tube connecting it. In such case, detector will effectively detect LPG leaks happening only in this confined space. If there is LPG leak from the gas stove because of either faulty connection to the tube or by leaving gas burner ON accidently without flame, LPG may not reach the confined area near the cylinder where LPG Detector is installed and LPG detector may not detect such leaks as gas molecules do not reach the sensor. To avoid this, install as per Fig-1 or Fig-2 above.
- Directly above the gas stove.
- Places where water can splash on the unit.

Datasheet version with date (dd/mm/yy)